



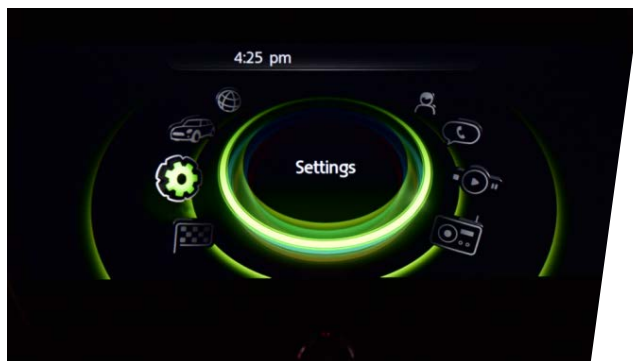
## DELETION OF PERSONAL DATA

Removing stored data from MINI iDrive versions 4 and 5.



To delete personal data in vehicles equipped with MINI iDrive 4, please follow these steps:

1. From the main menu, select **SETTINGS**.



2. Select **PROFILES**.



3. Select a profile and press the Option button.



4. Then, select **DELETE ALL PERSONAL DATA**.



5. Click on **CONTINUE** to proceed.



6. The system will require final confirmation. Select **OK** to confirm and delete personal data.




## DELETION OF PERSONAL DATA

Removing stored data from MINI iDrive version 4.

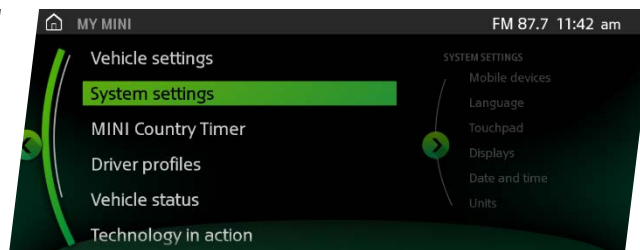


To delete personal data in vehicles equipped with MINI iDrive 5, please follow these steps:

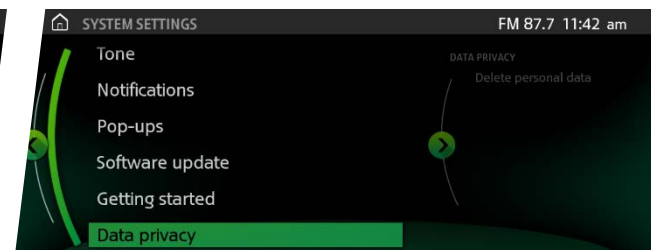
1. From the main menu, select **MY MINI**.




2. Select **SYSTEM SETTINGS**.



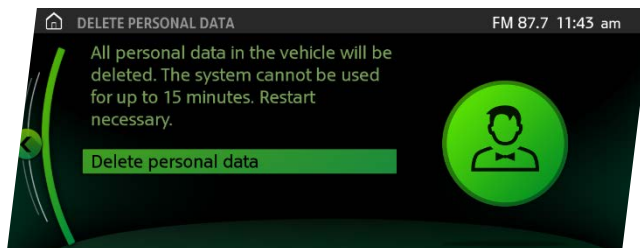
3. Select **DATA PRIVACY**.



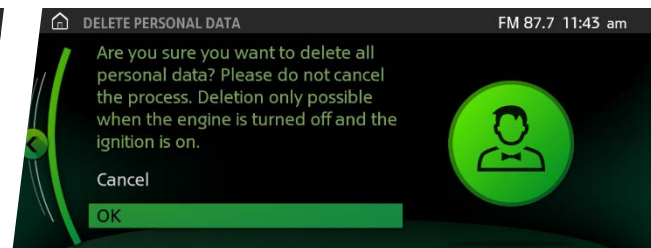
4. Select **DELETE PERSONAL DATA**.



5. Click on **DELETE PERSONAL DATA** to proceed.



6. The system will require final confirmation. Select **OK** to confirm and delete personal data.



## DELETION OF PERSONAL DATA

Removing stored data from MINI iDrive version 5.

